

DOTNETNUKE & SHAREPOINT

Hintergründe, Varianten, Umsetzung

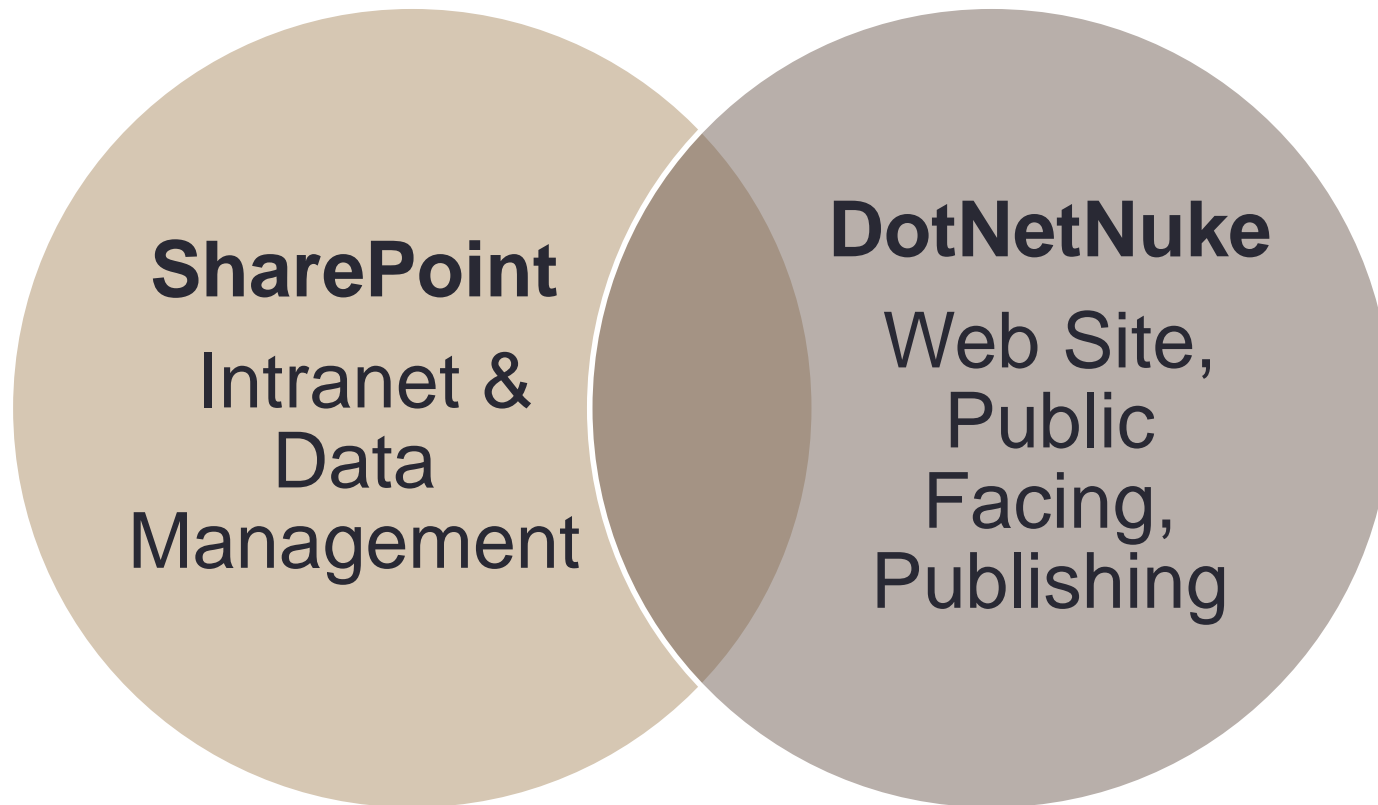
Benjamin Gemperle, 2sic Lead Developer



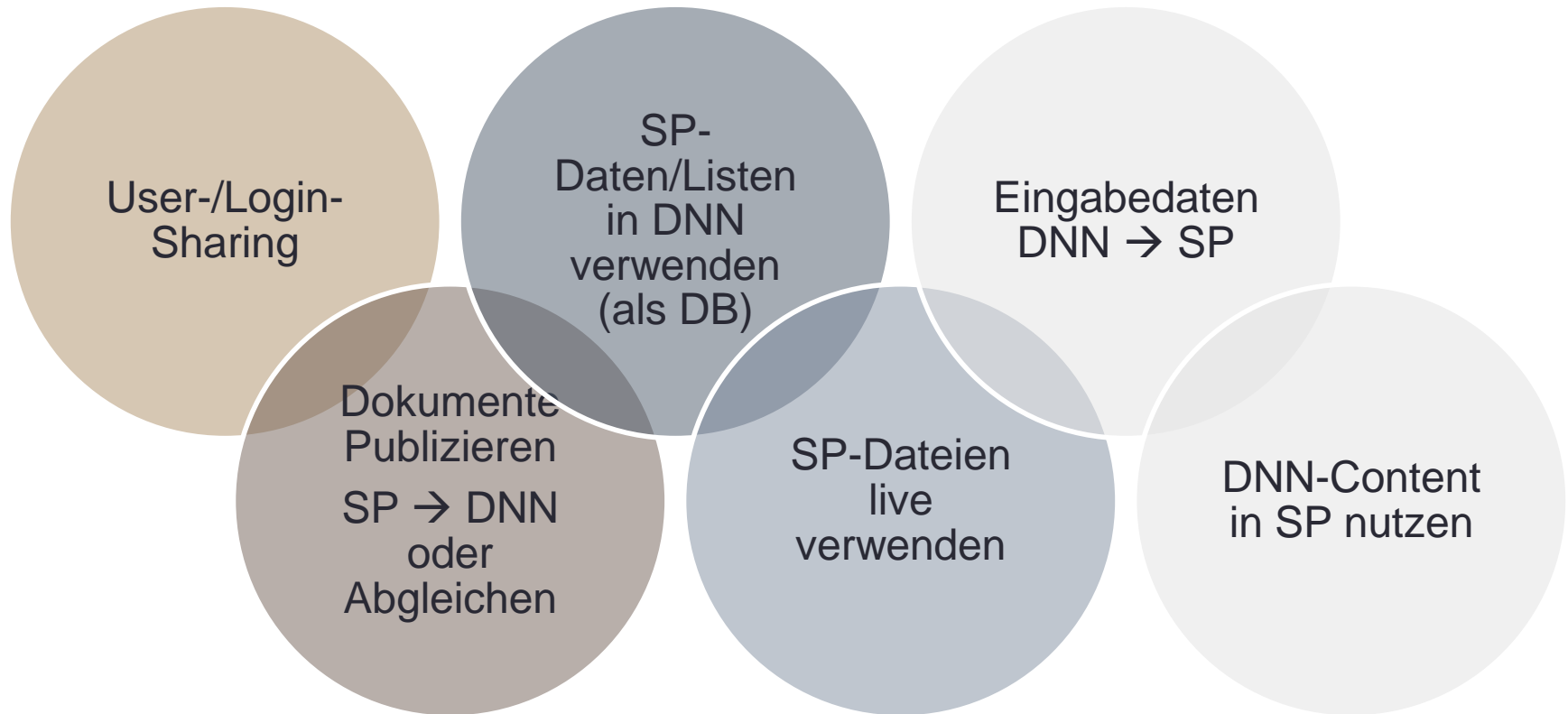
Warum DotNetNuke mit SharePoint verbinden?

- Daten sind bereits im SharePoint-Intranet
- SharePoint-Kompatibilität wird vom Kunden als Zukunftsvoraussetzung verlangt
- Kunde will mit SharePoint eine Website erstellen, und merkt, wie umständlich dies ist
- Wunsch: Stärken von beiden Systemen nutzen

Häufigstes Szenario



Typische Verbindungen



User / Login Sharing

Damit die gleichen Logins gelten

Beispiel Top50 Interim

Web www.top50interim.com



Home News References Intranet About us Contact Login de | fr | en
TOP50!
 interim management

Quick availability Interim Manager Project Manager Manager Index for Interim Candidates

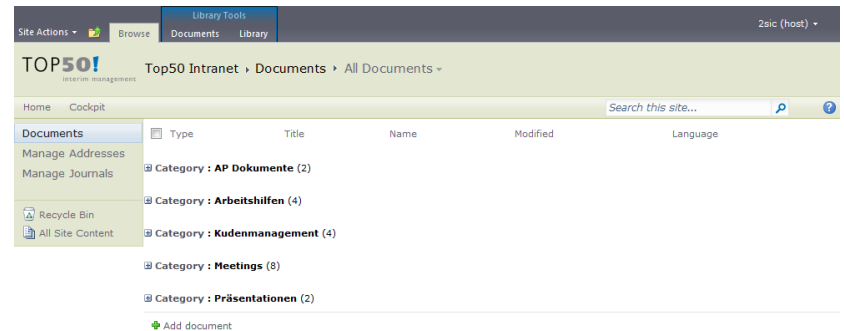
For over 15 years, interim and project managers are available from Top Fifty; on the spot !

Interim Manager Project Manager

Interim Manager and Project Manager Interim Manager in action About Top Fifty

TOPNews
 Newsletter Market study
 Top Fifty on SF
 Play movie

Intranet top50.sphosting.ch



Site Actions Browse Documents Library 2sic (host)

TOP50! Top50 Intranet » Documents » All Documents -
 interim management

Home Cockpit Search this site...

Documents	Type	Title	Name	Modified	Language
Manage Addresses		Category : AP Dokumente (2)			
Manage Journals		Category : Arbeitshilfen (4)			
Recycle Bin		Category : Kundenmanagement (4)			
All Site Content		Category : Meetings (8)			
		Category : Präsentationen (2)			
		+ Add document			

DNN Logins teilen

Voraussetzungen

- DNN Forms-Authentication
- SP Claims-Authentication
- Zugriff auf die Membership-DB aus beiden Systemen (z.B. beide in DMZ)

Einschränkungen

- nur Login-Sharing
- kein Profilsharing
- kein Gruppensharing

So wird's gemacht

1. Web.Config von STS & SPWebApplication ergänzen mit DNN Membership Provider & People Picker
2. Authentication Provider zuweisen in SP Central Administration

Schritt für Schritt:

<http://swisschecklist.com/de/s0x2mmse/DotNetNuke-Logins-verwenden-in-SharePoint-2010>

Dokumente Publizieren

Von SharePoint zu DotNetNuke

So wird's gemacht

DotNetNuke Enterprise 6

SharePoint Connector

1. WSP Solution auf Server installieren
2. SharePoint Timer Service pusht Dokumente in DotNetNuke Portal-Ordner

DotNetNuke Community 6

SP Folder Provider

- Live-Dateien

<http://dotnetnukesharepoint.codeplex.com/>

SharePoint Daten Live nutzen

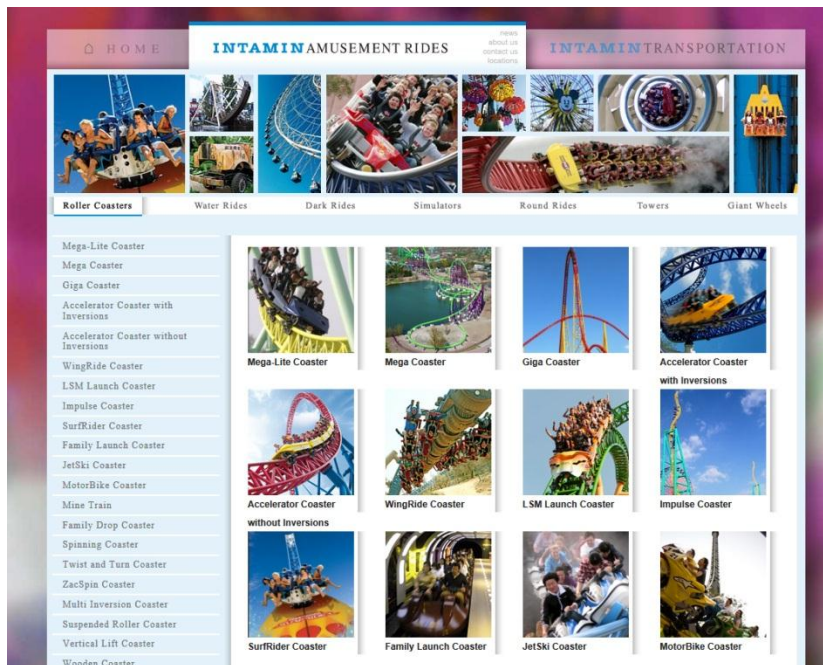
Daten & Listen live in DotNetNuke anzeigen



Intamin - Roller-Coasters #1

www.intaminworldwide.com

SharePoint Katalog



Intamin > Roller Coasters > All Items -

Intamin Products

Product Name
 Product Number
 Company
 Product Type
 Description short
 Award
 Theoretical Capacity
 Product Sub Type

Company : Amusement (60)

Product Name	Product Number	Company	Product Type	Description short	Award	Theoretical Capacity	Product Sub Type
Accelerator Coaster with Inversions	Accelerator Coaster with Inversions	Amusement	Roller Coaster	Accelerator Coaster with Inversions			Accelerator Coast with Inversions
Accelerator Coaster without Inversions	Accelerator Coaster without Inversions	Amusement	Roller Coaster	Accelerator Coaster without Inversions			Accelerator Coast without Inversion
AquaTrax Ballistic Tower	AquaTrax Ballistic Tower	Amusement	Water Ride	AquaTrax...		870-1075	AquaTrax
Balloon Ride	Balloon Ride	Amusement	Dark Ride	Balloon Ride			Balloon Ride
Bounty	Bounty	Amusement	Round Ride	Bounty			Bounty
Children Parachute Tower	Children Parachute Tower	Amusement	Tower	Children Parachute Tower			Children Parachute Tower
Classic Giant Wheel	Classic Giant Wheel	Amusement	Giant Wheel	Classic Giant Wheel		1250 - 2900	Classic Giant Whe
Coaster Wheel	Coaster Wheel	Amusement	Giant Wheel	Coaster Wheel		1000 - 1400	Coaster Wheel
Combination of Rides	Combination of Rides	Amusement	Tower	Combination of Rides			Combination of Rides
Dark Boat Ride	Dark Boat Ride	Amusement	Dark Ride	Dark Boat Ride			Dark Boat Ride
Drunken Barrels	Drunken Barrels	Amusement	Round Ride	Drunken Barrels			Drunken Barrels
Endless Chain System	Endless Chain System	Amusement	Dark Ride	Endless Chain System			Endless Chain System
Family Drop Coaster	Family Drop Coaster	Amusement	Roller Coaster	Family Drop Coaster		1100	Family Drop Coaster
Family Launch Coaster	Family Launch Coaster	Amusement	Roller Coaster	Family Launch Coaster			Family Launch Coaster
Floor Mounted Dark Ride	Floor Mounted Dark Ride	Amusement	Dark Ride	Floor Mounted Dark Ride			Floor Mounted Da Ride

So wird's gemacht

Mit ASP.net Data Binding

1. ASP.net
SharePointDataSource
einfügen
2. CAML-Abfrage
erstellen/einbauen
3. Output gestalten mit
ASP.net Data-Binding
4. Web Control in
DotNetNuke einbinden

Mit Razor Templates

1. SharePointDataSource
einfügen
2. CAML-Abfrage
erstellen/einbauen
3. Razor gestalten
4. Razor mit Razor-Host
laden

SharePoint Dateien live verwenden

z.B. bei einem Katalog

Katalog Intamin

DotNetNuke Website

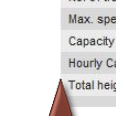
Whether it is a fast snaking low level ride or an eye catching heart stopping vertical tower with high speed vertical drops that is being sought, this coaster will meet the bill. The open design of the trains made popular in Intamin's Giga and Mega Coasters enhances the overall thrill element and the variety of designs of bodies provided to date shows that the imagination of the show designers can be satisfied.

The trains are provided with over shoulder restraints of a new design which ensure fast loading and added comfort to the guests.



Intamin's now famous (patented) magnetic braking system is used to ensure not only that the launch is smooth but that the braking is smooth as well.

TECHNICAL DATA

Length of track	up to 2120 m
No. of trains	1-6
Max. speed	up to 240 km/h
Capacity per train	12-20
Hourly Capacity	up to 1400 pph
Total height	up to 137 m



SharePoint Catalog

Intamin Products  


New View:


Pictures


Media


Lists


Roller Coasters


 Recycle Bin


 All Site Content



 Accelerator Coaster wi...



 Accelerator Coaster wi...



 Accelerator Coaster wi...


 Accelerator Coaster wi...


 Accelerator Coaster wi...


 big


 movie


 preview

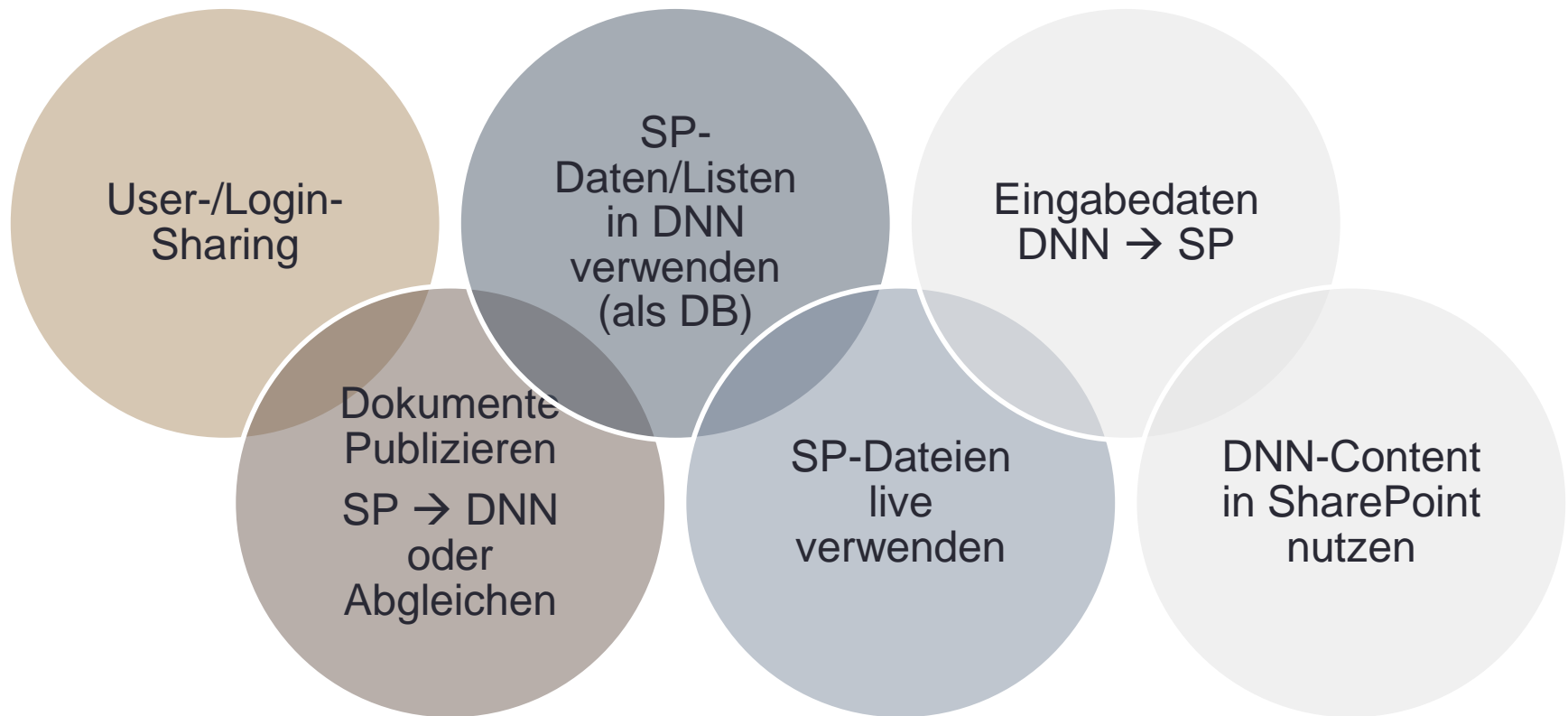


So wird's gemacht

- SharePointDataSource liefert Dateiliste/Pfade
- Bilder
 - Original-Bilder im öffentlichen SharePoint
 - Thumbnail-Script

Zusammenfassung

Die 4 wichtigsten Verbindungen gezeigt



DotNetNuke & SharePoint

1. DotNetNuke ist das beste Web-CMS für die Zusammenarbeit mit SharePoint
2. Die vermutlich beste Aufteilung ist (Meinung 2sic)
 1. SharePoint = Data Management mit Metadata, Versionierung usw.
 2. DotNetNuke = Website, Output, Marketing
3. Achtung: Wer primär Document-Management auf DNN wünscht, fährt vermutlich besser mit *Document Exchange* von *bring2mind*

Viel Spass!

Manuals, Checklists, Downloads:

<http://sharepoint.dnn.ch/>